

## Instructions for applying 'little' ear tags to piglets

Our advice: within 1 to 10 days after birth

### Placing the ear tag in the applicator:

Position the female part of the ear tag underneath the holder and push it all the way back

**Use the MS Little Ear Tag Applicator with spring mechanism**



**Insert the female part of the ear tag**



**The hole of the ear tag should be in the centre**




Place the male part upon the perforation pin and push it till the end


**Male part**



**Press firmly to prevent detachment**

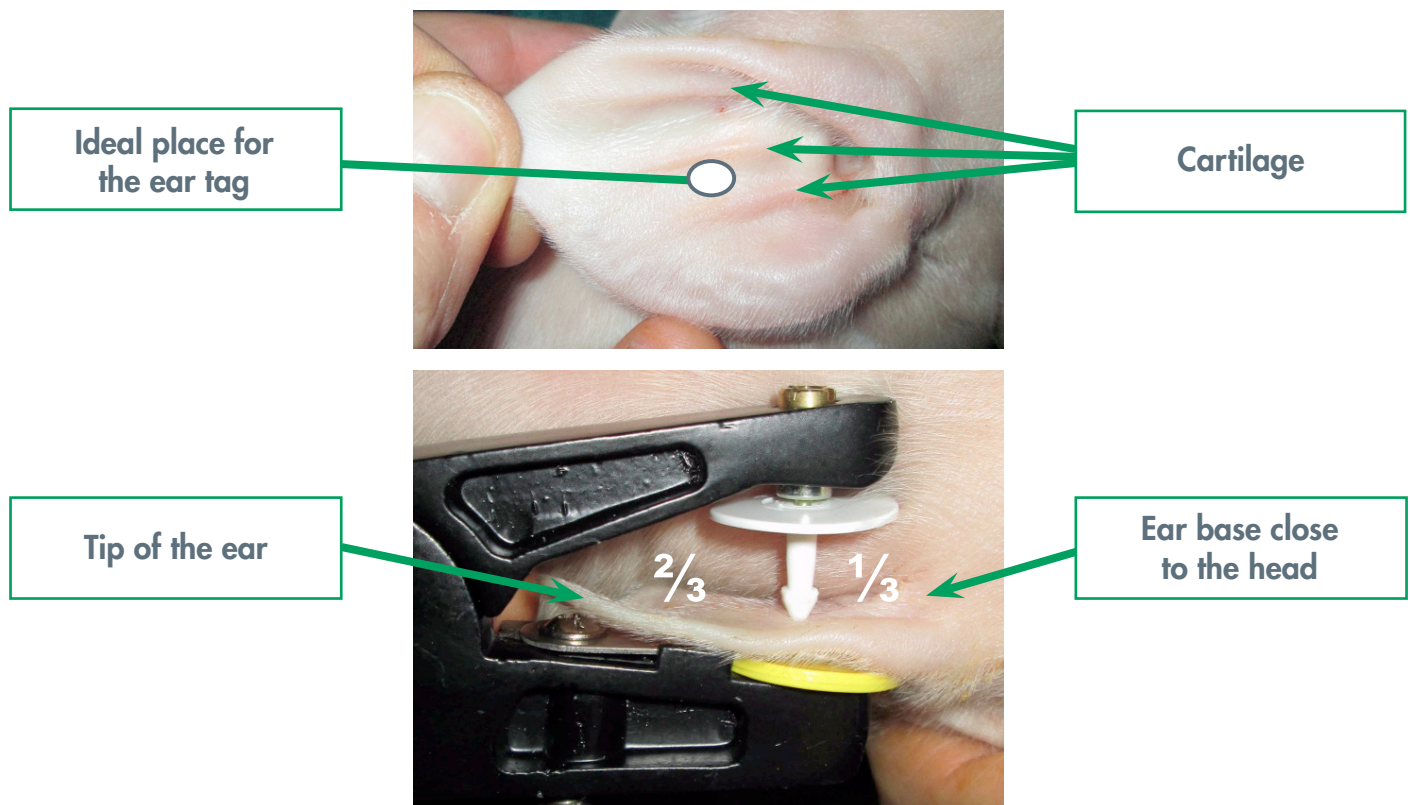


**Test the operation of the applicator**



\* If you have exchanged the piercing pin make sure to check the operation of the applicator before you start applying ear tags

# Placing the ear tag at the right spot:



## Apply the male part from the backside of the ear

