





Parts




1.Un-screw the knob



2.Un-screw lower hex nut at bottom



3.Pull out the hook completely.




4.Take a pan and insert the pipe.



5.Push in the hook from the bottom



6.Fix the screw back into the pipe. We recommend to use glue



7.Screw on the knob, make sure the arrow on knob and the bottom of hook showin same direction.

