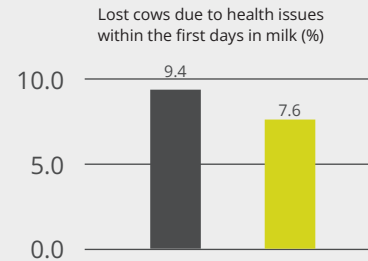


# Oral application of calcium and phosphorus improves health parameters of dairy cows

Milk fever is a metabolic disorder in dairy cows caused by insufficient calcium and phosphorus, often seen after calving. It can cause lowered milk production and other health issues, like ketosis and metritis.

A liquid mix of calcium and phosphorus was tested for its milk fever-reducing effect on a dairy farm in the US. The product was administered orally right after calving and markedly reduced the incidence of milk fever and secondary diseases.

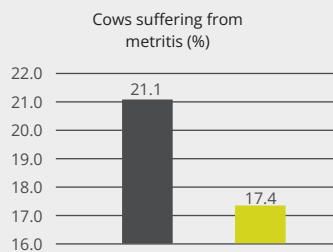
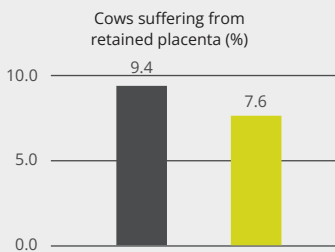
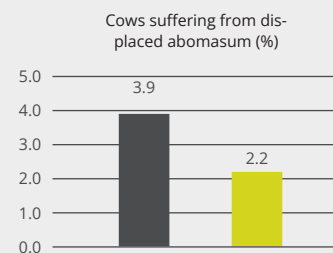
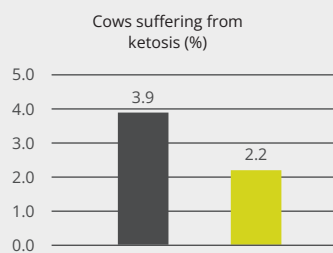
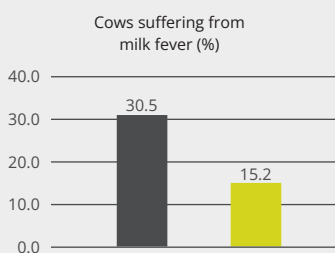


## Process

A US dairy farm, working with herd management software for data collection, was selected to test the product on all cows calving within 6.5 weeks (n=92). The control data were gathered from cows which calved within the 6.5 weeks before they started using the treatment (n=128).

The evaluated parameters were herd average lactation yield in the previous lactation as a performance indicator, different disease incidents, and % of sold or died cows at DIM 60.

## Results



**Benefits:**

**Improved health parameters:**

- reduced incidence of milk fever, ketosis, displaced abomasum, retained placenta, and metritis
- fewer cows had to leave the farm (dead, sold due to health problems)

## Discussion

High-yielding dairy cows are often affected by metabolic diseases around calving. Milk fever is one of them. Milk fever generally occurs within the first 24 hours post-calving but can still be a challenge two to three days post-calving. It can be either clinical or subclinical. Milk fever increases the risk of other metabolic diseases and

infections, such as ketosis and metritis, and approximately 5 percent of downer cows do not recover. The oral application of calcium and phosphorus directly after calving is an effective tool to prevent milk fever and thus ensure overall better health and fertility parameters.



# Oral Application of Calcium and Phosphorus reduces **Milk Fever** incidence on the Farm

Milk fever is a metabolic disorder in dairy cows caused by insufficient calcium and phosphorus and often seen after calving. It can cause lowered milk production and other health issues, like ketosis and metritis.

A trial was conducted on a US dairy farm to test a liquid mix of calcium and phosphorus concerning its milk fever-reducing effect. The product was administered orally right after calving and markedly reduced the incidence of milk fever.

**Benefits:**

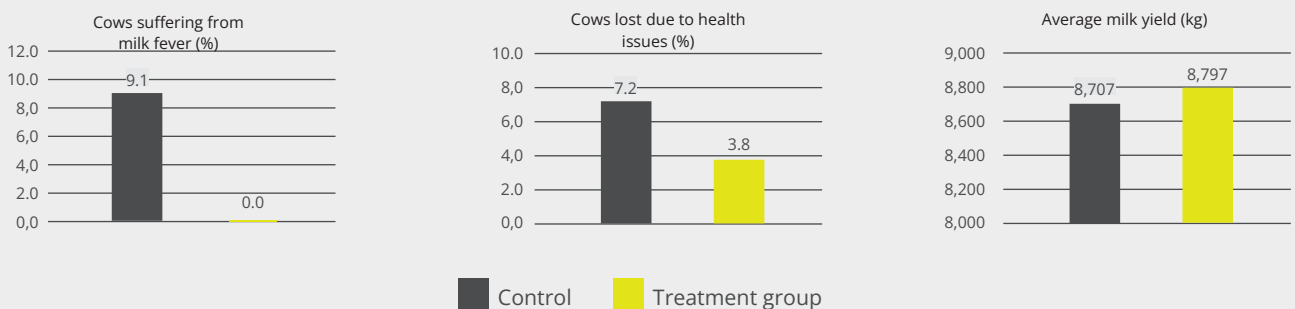
- No case of milk fever in the trial group
- Fewer cows in the trial group left the farm due to health issues after calving within the first 60 DIM

## Process

A US dairy farm, working with herd management software for data collection, was selected to test the product on all freshening cows within 8 weeks (n=52). 55 cows that calved during the 8 weeks before the farm started the treatment were used as a control.

The following parameters were evaluated: incidence of milk fever and herd average lactation yield in the previous lactation as a performance indicator, as well as % of cows that were sold or had died up to the 60th DIM.

## Results



## Discussion

High-yielding dairy cows are often affected by metabolic diseases around calving. Milk fever is one of them. Milk fever generally occurs within the first 24 hours post-calving but can still be an issue two to three days post-calving. It can be either clinical or subclinical.

Milk fever increases the risk of other metabolic diseases and infections, such as ketosis and metritis, and approximately 5 percent of downer cows do not recover. An effective tool to prevent milk fever is the oral application of calcium and phosphorus directly after calving.

## 30 customers gave a positive feedback

“Easy application, cows with milk fever recovered well.”  
 “Product performed better than our calcium bolus.”  
 “We used it in the drench. Worked great!”  
 “I am happy with the product, will buy it.”  
 “Product worked very well on high-production animals.”