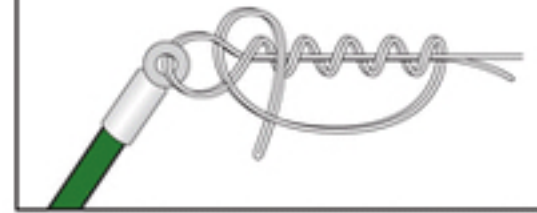
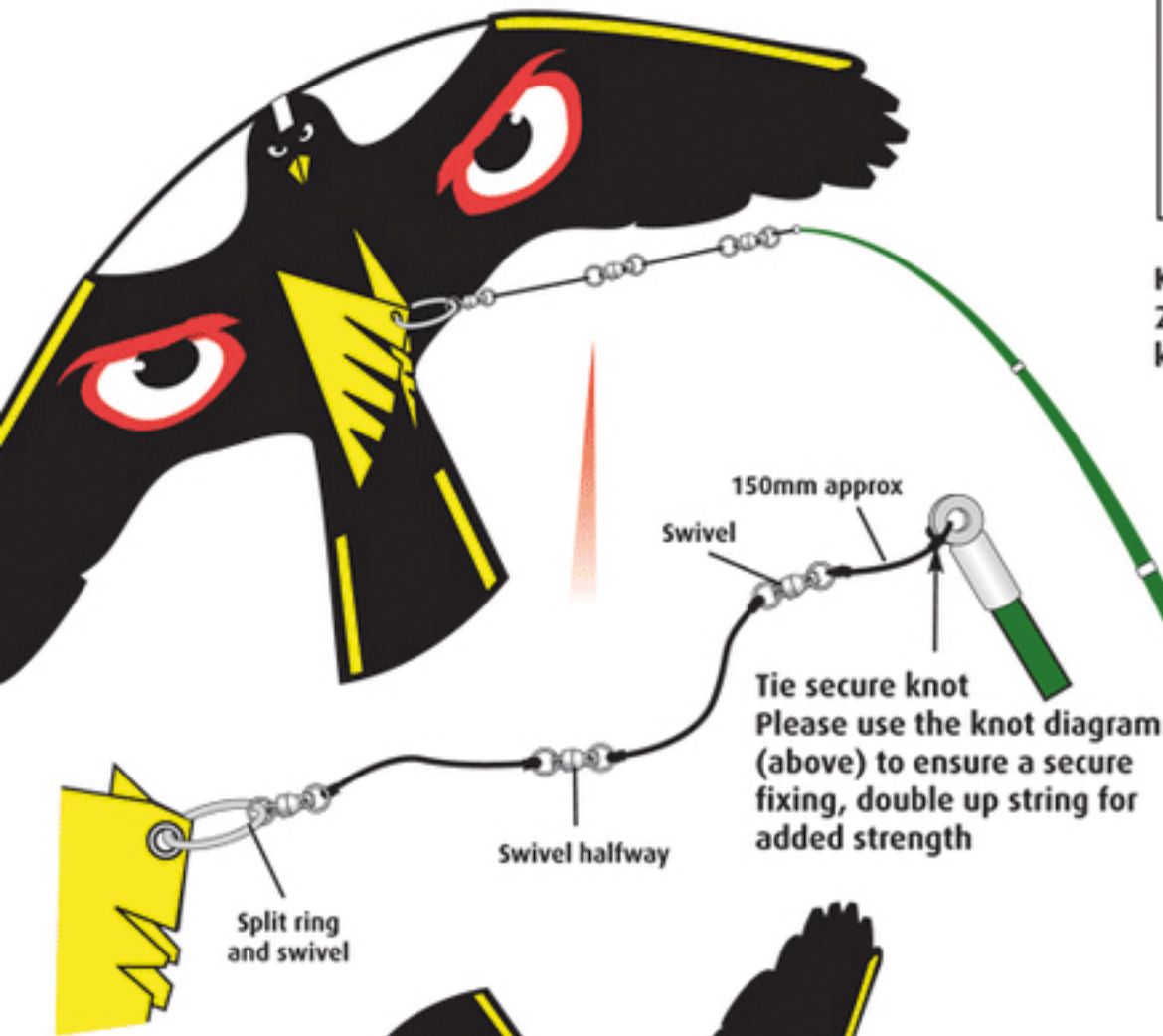


RECOMMENDED KITE KNOT:

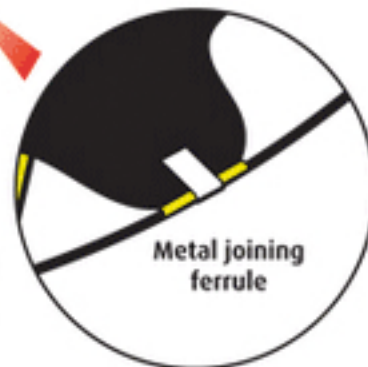


Kites are supplied with approximately 2m of line - adjust the line length so the kite is about 1.5m - 2m above the crop.



Pull out each section of the 7m telescopic launch pole and twist to lock in place

Assemble the kite by inserting rods into pockets and rubber connections



Connect rods through loop as shown

Ground stake - drive into ground to a depth of approximately 50cm

Green support disc - fits over around ground stake

Slide pole over ground stake



60cm

50cm

If unusually high or gusting winds are forecast, the kite should be taken down to avoid damage

Angle pole so that the kite hangs well clear to avoid wrapping around the pole

Angle the pole in the opposite direction to prevailing winds



1.5-2m
ABOVE CROP

PREVAILING WIND