
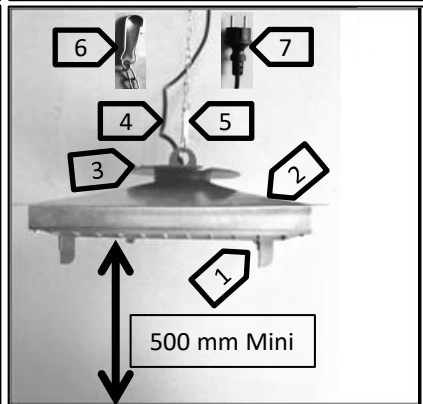




# SUNSKOT LAMP IR 175

Lamp ready to be installed	IDENTIFICATION	-	INSTALLATION	-	WARNING														
 <p>IR 175</p>	 <p>500 mm Mini</p>		<div>Nomenclature</div> <table><tr><td>1</td><td>Protective grid</td></tr><tr><td>2</td><td>Lamp body</td></tr><tr><td>3</td><td>Top Hood</td></tr><tr><td>4</td><td>Power cord</td></tr><tr><td>5</td><td>Suspension chain</td></tr><tr><td>6</td><td>Suspension hook</td></tr><tr><td>7</td><td>Power plug</td></tr></table>	1	Protective grid	2	Lamp body	3	Top Hood	4	Power cord	5	Suspension chain	6	Suspension hook	7	Power plug		 <p>Warning: Under no circumstances the power cord support the lamp.</p>  <p>The entire weight of the lamp must be supported by the chain provided for this purpose.</p>
1	Protective grid																		
2	Lamp body																		
3	Top Hood																		
4	Power cord																		
5	Suspension chain																		
6	Suspension hook																		
7	Power plug																		

## EN SUNSKOT Lamp IR 175

### IMPORTANT

**Safety guidelines:** This heating and illuminating lamp is a radian type of light. It is essential to read carefully all instructions and safety warnings. All instructions must be followed to avoid any risk of danger. This product can only be used by adults with the necessary knowledge to install it.

- This product comes assembled and ready to be installed.
- Before any operations, make sure the electrical installation is in compliance with the needs of the product.
- Make sure the support that should accommodate the suspension of the lamp is robust and perfectly secured.
- The grid of this product must be at least 500 mm high from the ground.
- This product can only be used indoors, make sure the atmosphere is in keeping with the protection of the product.
- Before plugging this product in, make sure the power cord is not in tension and is properly secured.
- Make sure this product is dry and clean to avoid the risk of electric shock.
- After the electrical connection of this product, it is immediately operational, it is not equipped with any switch or other circuit cut.
- Make sure the product is not within reach of animals that could damage it.
- It is forbidden to disassemble the protective grate, risk of burns.
- This product cannot be dismantled under any circumstances, none of the parts can be exchanged or replaced, only the manufacturer is authorized.
- The heating element or radiator should remain free of dust or other dirty particles.
- The device must be disconnected from the power supply during cleaning.
- This device should not be used by persons (including children) with different or reduced physical, sensory or mental capacities, or who lack experience or knowledge, unless they are supervised or trained to the use of the device by a person responsible for their security.
- Y-type attachment "If the power cord is damaged, it must be replaced by the manufacturer, its authorized service agent or qualified personnel in order to avoid a hazard"

### Use :

-It is essential that this product is used in accordance with safety guidelines. In the event of a major shock that would have visibly damaged the product, it is forbidden to use it or even to attempt to repair it. Only the manufacturer has the authority to intervene on this product. This product requires no maintenance other than cleaning.  
For any questions about the use of this product, please contact [contact@sunskot.com](mailto:contact@sunskot.com)

**Specifications:** Tension: 230 V - Frequency : 50 - 60 Hz -Max power: 190 W - Protection level: IPX4

**European Union Compliance Statement:** This product has been declared compliant EN 60335-2-71 + A1: 2007 by the LCIE laboratory (33 av du Général Leclerc 92270 Fontenay aux Roses. FRANCE)



Do not cover the appliance, risk of fire



Do not leave flammable objects near the device, risk of fire