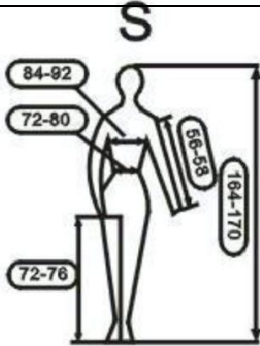
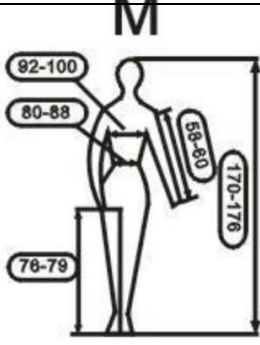
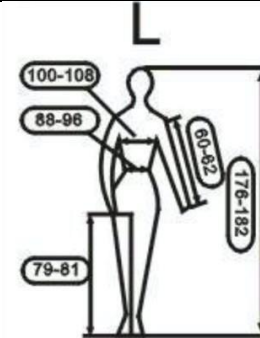


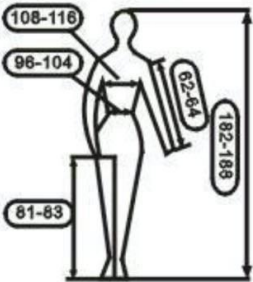
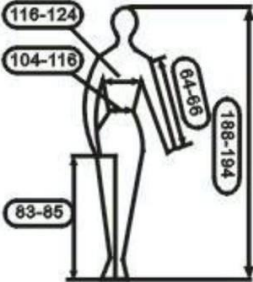
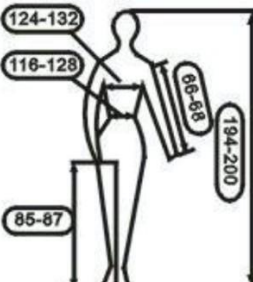
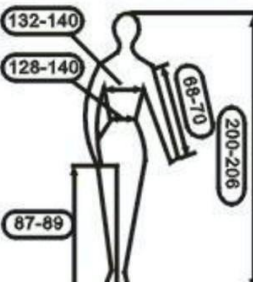
Size Chart: M5605345 MS Powerclean sputoverall

Measure yourself:

Compare your body and arm length, your chest, waist and leg measurements with our size chart to help you determine what size to buy.

MEASURING: for the best result, take measurements over the clothes you will wear under your workwear. If your measurements fall between sizes, we suggest that you size up for a better fit.

 A line drawing of a person in a jumpsuit, labeled 'S'. Measurement callouts include: Chest (84-92), Waist (72-80), Arm length (56-58), Total body length (164-170), and Leg length (72-76).	<p>Total body length: 164 – 170 cm Arm length: 56 – 58 cm Chest: 84 – 92 cm Waist: 72 – 80 cm Leg: 72 – 76 cm</p>
 A line drawing of a person in a jumpsuit, labeled 'M'. Measurement callouts include: Chest (92-100), Waist (80-88), Arm length (58-60), Total body length (170-176), and Leg length (76-79).	<p>Total body length: 170 – 176 cm Arm length: 58 – 60 cm Chest: 92 – 100 cm Waist: 80 – 88 cm Leg: 76 – 79 cm</p>
 A line drawing of a person in a jumpsuit, labeled 'L'. Measurement callouts include: Chest (100-108), Waist (88-96), Arm length (60-62), Total body length (176-182), and Leg length (79-81).	<p>Total body length: 176 – 182 cm Arm length: 60 – 62 cm Chest: 100 – 108 cm Waist: 88 – 96 cm Leg: 79 – 81 cm</p>

<p>XL</p> 	<p>Total body length: 182 – 188 cm Arm length: 62 – 64 cm Chest: 108 – 116 cm Waist: 96 – 104 cm Leg: 81 – 83 cm</p>
<p>XXL</p> 	<p>Total body length: 188 – 194 cm Arm length: 64 – 66 cm Chest: 116 – 124 cm Waist: 104 – 116 cm Leg: 83 – 85 cm</p>
<p>XXXL</p> 	<p>Total body length: 194 – 200 cm Arm length: 66 – 68 cm Chest: 124 – 132 cm Waist: 116 – 128 cm Leg: 85 – 87 cm</p>
<p>XXXXL</p> 	<p>Total body length: 200 – 206 cm Arm length: 68 – 70 cm Chest: 132 – 140 cm Waist: 128 – 140 cm Leg: 87 – 89 cm</p>